

TECHNICAL DATA

Standard Vehicle	Iveco Daily
Chassis Type	70 C 18 H
Motor	4 Cylinder
Cubic Capacity	3,0 l
Output (at 3.000 - 3.500 min-1)	176 hp
Torque Value (at 1.500 - 2.750 min-1)	430 Nm
Total Length (mm)	7.900
Total Width (mm)	2.330
Total Height without superstructure (mm): without alcoves / with alcoves (plus)	3.250 / 3.350
Wheelbase (mm)	4.350
Technically permissible overall mass (kg)	7.200
Additional Load (kg) depending on fittings	up to 1.400
Towing capacity (kg)	up to 3.500
Seats with three-point safety belts: Q18 CLASSIC / Q18 VARIO	4 / 6
Basic price in Euros including 19% VAT. (Status as of April 2024)	324.900,00

CHASSIS IVECO DAILY

Standard solid paintwork (white IC 194, greywhite similar RAL 9002, trafficwhite similar RAL 9016)	•
Turbo diesel engine with rear-wheel drive and dual (twin) tyres	•
EURO VIe with particulate filter and SCR	•
Six-speed manual transition	•
ESP / ABS / ASR / with Hillholder	•
Cruise Control	•
Electric steering system	•
Electric window regulators for driver and passenger side	•
Generator 220 A	•
Fuel Tank 90 l including filler neck in B-pillar	•
Heated external and electronically adjustable mirrors	•
Spare wheel with spare wheel mounting	•
Provision for trailer socket	•
Pre-installation of radio DAB+ and High-Quality-Speaker (blinded Double-DIN available)	•
Front axle load max. 2.700 kg, rear axle load max. 5.350 kg	•
Fog lights with static cornering light	•
Central locking system with remote control	•
Immobilizer	•
Driver and passenger airbags	•
Deluxe driver seat, 3-way adjustable with hydraulic suspension and heatable	•
Deluxe passenger seat, 3-way adjustable with hydraulic suspension and heatable	•
Seat belt sensor for driver and passenger side	•
Commitment fee ex works Wessling including full standard fuel tank	•

STRUCTURE

GFK roof extension with 2 storage spaces	•
Box body made of extremely stable GFK sandwich panels (Wall thickness c. 44 mm, floor c. 53 mm, roof c. 54 mm)	•
Exterior paintwork with gelcoat protective coating similar to RAL 9016	•
Rear wall cladding and rear bumper formed in solid GFK	•
Side boxes and side box flaps formed in aluminum	•
Hydraulic supporting jack system with automatic leveling	•
Double glazed tinted smoke-grey plastic windows with blackout blinds and fly screens: <i>2 roof windows, 4 side windows and 1 rear window with the 1-room Q18 CLASSIC</i>	•
<i>2 roof windows and 4 side windows with the 2-room Q18 VARIO</i>	
Entrance door with window and fly screen	•
External electrically extendable access step with safety circuit	•
Room height: 2.18 m (central body) and 2.06 m (Slide-Outs)	•

GENERAL

ALDE 3030 hot water central heating (gas and/or 230 V-powered)	•
Fresh water tank c. 290 l, insulated and heatable	•
Waste water tank c. 260 l, insulated and heatable	•
Gas tank 90 l built into the chassis	•
Furniture fronts with high-quality, scratch-resistant HPL surfaces	•
All walls and ceilings except the shower/WC covered with cream-coloured microfibre	•
HPL floors	•
Dimmable direct and indirect LED lighting "Ambient Light" in all rooms (except WC)	•
230 Volt sockets in living area, kitchen and bathroom	•
Storage shelves in living area, sleeping areas and bathroom	•
Sleeping areas separated from living area	•
Garage with interior door and garage lighting with changeover switch with the 1-room Q18 CLASSIC	•

LIVING AREA

Seating group, when used as living space with folding bench seat: <i>5 seats, 2 of which are equipped with safety belts in the 1-room Q18 CLASSIC</i>	•
<i>6 seats, 4 of which are equipped with safety belts in the 2-room Q18 VARIO</i>	
Seats and upholstery covered with microfibre / material	•
Lowerable and movable table	•
Upholstery adaptable to a bed surface	•
Storage box below the seating group	•
1 wall cabinet (195 cm length x 51 cm height x 36 cm depth)	•
1 cupboard with drawers and doors (206 cm height x 65 cm width x 60 cm depth) with the 2-room Q18 VARIO	•
1 cupboard with drawers and doors (190 cm height x 45 cm width x 60 cm depth) with the 2-room Q18 VARIO	•

KITCHEN

Worktop with sink and gas cooker, 3-burner gas hob (125 cm length x 61 cm width)	•
Pull-out drawer with additional cutting board with the 2-room Q18 VARIO	•
Drawers, pull-out and curved door below the worktop	•
1 wall cabinet (121 cm length x 51 cm width x 36 cm depth)	•
1 kitchen cupboard (206 cm height x 54 cm width x 40 cm depth) with the 1-room Q18 CLASSIC	•
1 kitchen cupboard (204 cm height x 44 cm width x 65 cm depth) with the 2-room Q18 VARIO	•
1 cupboard for a refrigerator with shelf and space for oven or cabinet (206 cm height x 55 cm width x 62 cm depth)	•
Refrigerator 177 l with separate freezer compartment, AES (automatic and manual energy selection system 12 Volt / 230 Volt / gas)	•

SHOWER / WC

Shower 1-room Q18 CLASSIC

1 washbasin cabinet with worktop washbasin	•
1 mirror cabinet (69 cm height x 69 cm width x 15 cm depth)	•
Storage shelves	•
Shower tray (69 cm length x 69 cm width)	•
Shower wall between shower and anteroom	•

WC 1-room Q18 CLASSIC

1 wall cabinet (62 cm length x 51 cm height x 28 cm depth)	•
Cassette toilet	•
Small wash basin	•
Mirror	•

Shower / WC 2-room Q18 VARIO

Opening basin	•
1 mirror cabinet (58 cm height x 72 cm width x 18 cm depth)	•
Storage shelves	•
Cassette toilet	•
Shower tray (72 cm length x 72 cm width)	•
Shower wall between shower and anteroom	•
Shower walls between shower/anteroom and shower/door	•

SLEEPING AREA

All beds with slatted frames and covered cold-foam mattresses	•
---	---

1-room Q18 CLASSIC

Double bed (200 cm length x 160 cm width)	•
1 wall cupboard (164 cm length x 48 cm width x 36 cm depth)	•
1 wall unit (164 cm length x 63 cm width x 55 cm depth)	•

2-room Q18 VARIO

Each with one bed (approx. 200 cm length)	•
Each bed extendable from approx. 70 cm to approx. 130 cm	•
Each with a wall cupboard (201 cm length x 48 cm height x 36 cm depth)	•

ELECTRICS

2 FI personal security automats	•
1 living area battery Lithium Ion 100 Ah	•
Inverter / charger combination	•
Charging converter	•
230 V CEE power socket for connection to shore power	•
Main switch for the living area battery	•
Air compressor with tank and external connection	•
Timer to control the air compressor	•
PROTEC Q18 Control-Panel to control and monitoring the followings (and others):	
<i>Living area lightning</i>	
<i>Slide-Outs</i>	
<i>Tanks</i>	
<i>Power supply</i>	
<i>and many other functions</i>	•

Furniture and upholstered surfaces, as well as floorings by arrangement.

• = Standard equipment

Extensive supplementary equipment according to list (overleaf)

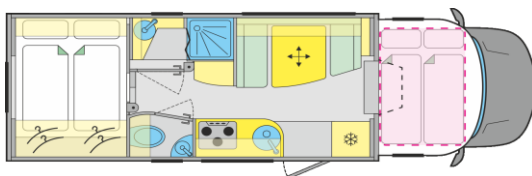
“ADDITIONAL FITTINGS AND FEATURES PROTEC Q18 CLASSIC & PROTEC Q18 VARIO”. More on request.

Dimensions and weights are approximate measurements and can vary. Errors and changes in the design reserved.

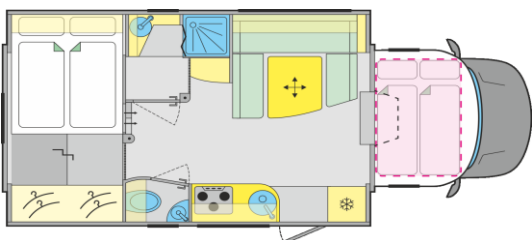
Only vendor parts of the highest quality are used. Manufacture of our vehicles is carried out in our main site in Wessling near Munich.

(Status as of April 2024) V0424

Layout Q18 CLASSIC

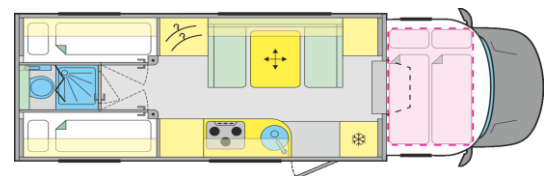


Driving (W = 233 cm)

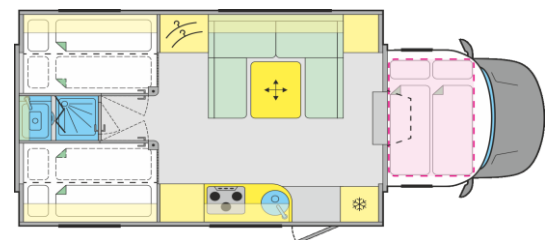


Living (W = 350 cm)

Layout Q18 VARIO



Driving (W = 233 cm)



Living (W = 350 cm)